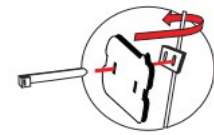
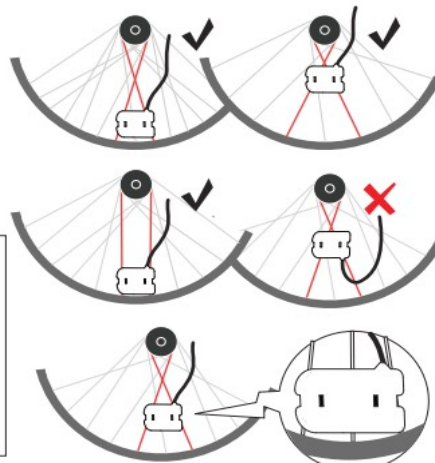

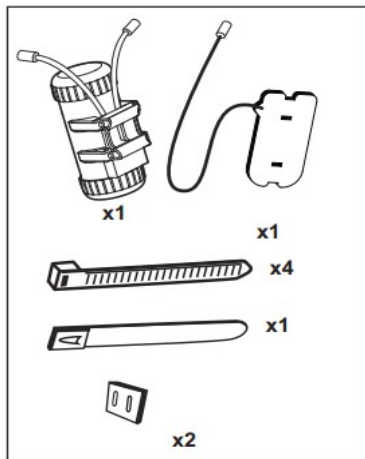
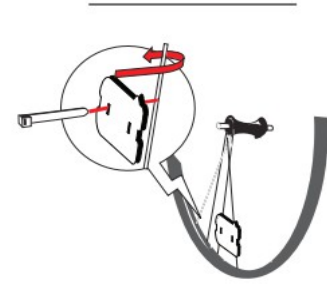


M204 Monkey Light®

Telepítési útmutató

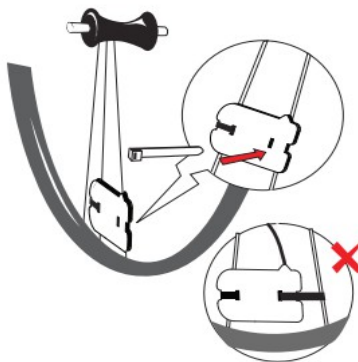


Ha kell
használja
a gumikockát
a rögzítéshez.

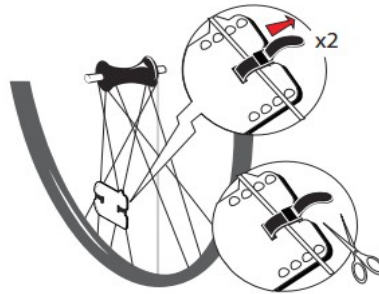


1. Igazítsa a küllőkhöz.

2. Rögzítse a 1. ponton a küllőhöz.



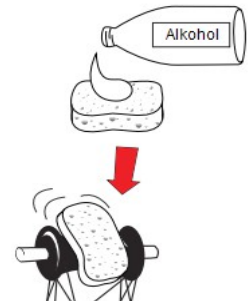
3. Rögzítse a 2. ponton a küllőhöz.



4. Húzza meg a gyorskötözőt
majd vágja le a felesleget.



5. Vegye ki az
akkumulátor tartót.



6. Tisztítsa meg
az agyat.

